

CRAWLER LOADER



PERFORMANCE FEATURES

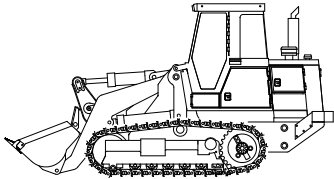
- For all lovers of unusual models
- Faithful implementation to the smallest detail
- 0.8 hp drive power through enormous power coreless motor
- Operating weight: 12.5 kg
- Z-linkage of mast
- Made of brass and stainless steel in the massive construction
- Chain links made of cast stainless steel
- Hydraulics from own production, with approximately 17 bar high hydraulic pump
- Painted in yellow-CAT

Further information:

www.ScaleART.de

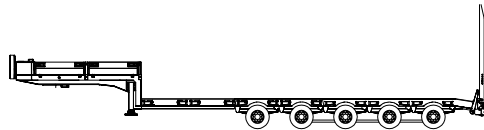
CRAWLER LOADER

CRAWLER LOADER

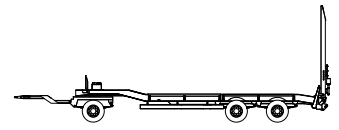


In combination with

5-axle
flatbed semitrailer



3-axle
flatbed trailer



All variants of the crawler loaders, you can get painted as a kit or as ready to run structured model in your desired color. We are happy to provide you with a ScaleART model according to your wishes.

Further information:

www.ScaleART.de